

CLEAR BREEZE SECURITY DOORS

Security Screen Doors

Security Doors – Heritage Doors – Colonial Doors – Door & Window Locks

ABN: 72 695 945 069

Mobile: 0418 314 248

E-Mail: tony@vichardware.com Web: www.clearbreezesecuritydoors.com.au

Date: / /

CUSTOMER DETAILS.

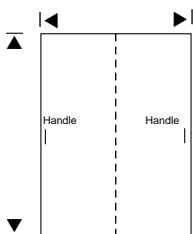
Name:

Address:

.....Post Code:

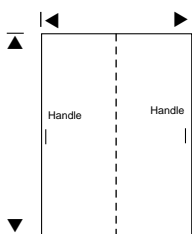
Tel:Mobile:

Work Description



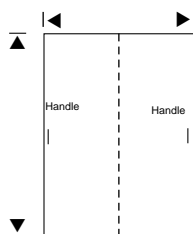
Design:

Colour:



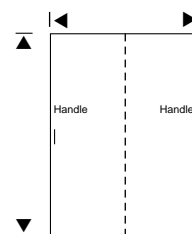
Design:

Colour:



Design:

Colour:



Design:

Colour:

General Comments

Please Note:

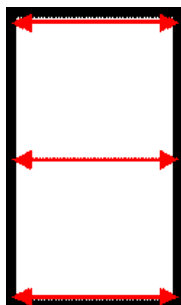
.....

.....


How to measure up a hinged security door.

Stand on the outside of the door entrance facing the door jamb and follow the steps below to measure up.
Please forward the tight sizes to Clear Breeze Doors we will make the deduction for your doors to fit.

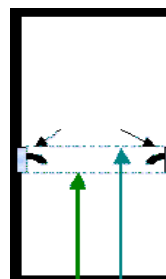
We suggest you print this sheet with your correct measurements then scan the measure sheet and email: tony@vichardware.com



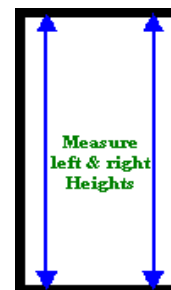
Measure top, middle & bottom widths.



Measure diagonals



Measure the height of existing lock on the timber door then add 150mm for clearance. Indicate where the lock has to go left or right



Measure left & right heights.

Disclaimer: You are responsible for all the measurements you submit to Clear Breeze Doors. If the measurements you have provided are incorrect any alterations will incur a cost and will be passed on to you as the customer. Please make sure that all the sizes are correct. Clear Breeze Security Doors will not arrange transport therefore we are not liable for any goods damaged in transit however we can arrange for delivery if you live within our service coverage area Contact Us

12 Months warranty applies to all products from the date of purchase of receipt.
If you have any questions please call Tony on: 0418 314 248

Aluminium & Steel Security Screen Doors.